

L SERIES

All Electric and Continuous Motion
High Productivity Solution

PET Stretch Blow Moulding Machine

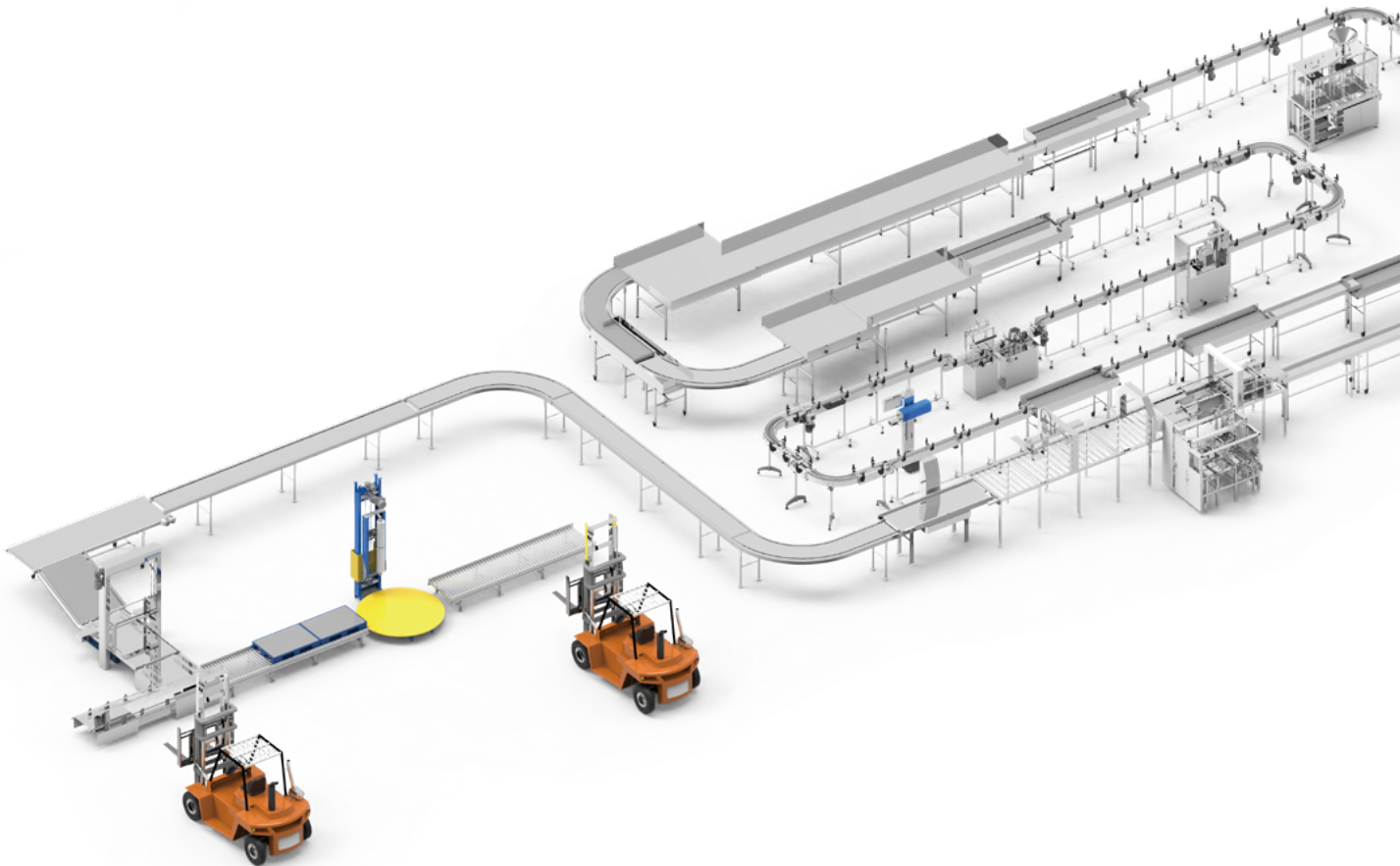



**銓寶 全電直線式系列
PET 雙軸延伸拉吹機**

L SERIES

PET Stretch Blow Moulding Machine

全電直線式系列 PET 雙軸延伸拉吹機





產能提升 10%

高產能結構設計，運用六軸伺服運動控制，配合德國 BECKHOFF 系統，有效的控制多軸同動，消除多餘等待時間，提升產能至 10%。達到提升產能，穩定度，安全性等目標，並有遠端監控的功能，增加服務品質、降低生產成本、提高效率。

瓶重減少 20%

獨特封口設計，利用壓力原理，保護牙口在吹瓶時不變形；搭配輕量化瓶生產，將瓶子重量減少 20%，加熱系統亦有針對輕量化牙口，設計獨立冷卻系統，避免牙口過熱導致變形。

節省 30% 能耗

設有氣體回收裝置，可回收再利用吹瓶時瓶模內的高壓空氣，轉換供給予各單元氣壓缸，加上加熱箱與反射箱規劃最佳排列組合，與傳統直線式吹瓶機比較，可節省 30%~35% 能源耗損。

10% Output Increased

This machine has a mechanical structure design for high capacity. Six servo controllers are used to elevate capacity for up to 10%. Coordinating with BECKHOFF system from Germany with effective control over co-motion of multiple shafts, redundant waiting time can be mitigated and goals of elevating capacity, stability, and safety can be achieved. Also remote CCTV is available to increase service quality, reduce productive costs, and improve efficiency.

20% Preform Weight Reduction

The all-electric linear design going with production of light-weight bottles can reduce 20% of bottle weight. The unique seal design is utilizing theory of pressure to maintain form of cap thread without distortion during blowing. The heating system, focusing on light-weight cap thread, is equipped with an independent cooling system for prevention of distortion caused by overheating of the neck finish.

30% Energy Saving

There is an air recycling device for re-use of high-pressure air within blow moulding machine for further conversion to be supplied to pneumatic tanks of each unit. Also we programmed the best permutation and combination of heating and reflection boxes which can save 30%~35% of energy waste compared with conventional linear PET blow moulding machines.

LSS8 (Single cavity output 2250 bph)



CHUMPOWER 推出全新 CPSB-LSS8，沿襲 L 系列高產能的特點，全新優化過的吹瓶系統，單腔產能提升至市場同級機種最高的 2250bph，同時具備 CHUMPOWER 一貫的穩定性。搭配輕量化瓶型，CPSB-LSS8 將能提供您最穩定、經濟的 PET 瓶生產方案。

The new CPSB-LSS8 from CHUMPOWER are the result of our years of field experience in producing high speed linear machine, with optimized machine mechanisms. The single cavity output can now reach 2250 BPH, which is the highest in its' class. Many design features are integrated so machine reliability is not compromised at this astonishing speed. Specially designed for light weight processing, the CPSB-LSS8 is your ideal choice of PET bottle-processing solution.

Innovator of Bottled Water Packing

桶裝水新革命



Single-Serve PET Container
一次性大容量壓縮桶



L2GM

銓寶在 2013 開始了桶裝水的革新：一次性大容量壓縮桶。

桶身摺痕經工程力學設計，會隨著瓶裝內容物的消耗，自動真空擠壓瓶身，除了便於回收瓶子外，飲水過程中可以隔絕桶外空氣、浮塵造成的二次汙染，保證每一滴水的純淨，另外，可重複使用的瓶子重量在 700-800 克左右，一次性大容量壓縮桶重量則在 120 克左右，大幅減少瓶身重量、節省原料消耗。

CHUMPOWER started experiencing with the concept of compressible bottle. This kind of single-use compression bottled water uses ultra-lightweight PET material to produce environmental friendly packaging. The creases of the folding barrel body are created from engineering mechanics design. During the course of water from consumption the bottle, air in the barrel is isolated to prevent secondary contamination by secondary pollution from dust and so each drop of water is fresh and pure, which ultimately extends the shelf life of drinking water. Re-usable water container weights around 700-800g, while single-use container weights around 120g, which in term is a substantial saving in raw material.

BottleViewer 吹瓶大小事 彈指盡可視

銓實全新開發的 BottleViewer 智能吹瓶生產系統，讓您在電腦瀏覽器、手持裝置上即能掌握廠裡所有銓實吹瓶機生產資訊，包括即時生產資訊、生產歷程、機台狀態等監測功能。同時，提供線上報修並提供相關保養提醒，現在您可以直接在您的手持裝置上完成叫修動作，機台的任何資訊也將在第一時間完整的通知我們，還能直接與線上工程師溝通，維修保養從此變得更加簡單。

完整的管理系統 在 BottleViewer 公司或工廠管理人將會有一組管理員帳號 (admin)，管理員將可以看到所有銓實機台的生產歷程、資訊、狀態、操作記錄，也包括所有機台的歷史維修保養訊息、維修費用、維修料件庫存管理。管理員將可以開設多組工程師 (Engineer) 帳號，並給予相關權限，協助管理人進行相關廠內管理活動。

強大的進階模組 進階版本因應使用者需求提供了更多的功能，包括生產成本息息相關的能耗分析、生產成本分析，亦提供模具和生產工單的管理。您可以選用銓實智慧模具 (Smart Mold)，搭配 BottleViewer 模具管理系統，您可以輕鬆管理模具庫存，亦可以和生產工單作結合，甚至可以透過雲端下載生產參數，做到掛上模具即生產的完美境界。一目了然的戰情面板 (Plant Dashboard)，讓您掌中就可掌握廠內所有銓實機台即時生產資訊，包括累計產能、OEE、良率等。



BottleViewer, everything bottle blowing related is right at your hand

Developed by CHUMPOWER, the brand new Bottle Viewer intelligent bottle blower production system allows you to stay in control of all the production activities performed by CHUMPOWER blow molding machine in your factory easily from a computer browser or handheld device, including production information, production history and machine status in real time. In addition, the online service request and maintenance reminder for next service job are provided, allowing you to make an appointment for machine service right at your finger tip. The information of machines is transmitted to us as soon as it is available. Users may even talk to our service engineers online, making servicing so much easier.

Powerful Advanced Modules


The advanced version provides more and better functions for the needs of users, including: production cost that is closely related to energy consumption analysis, production cost analysis, as well as management of modes and production orders. You may choose the combination of CHUMPOWER's Smart Mold with the BottleViewer mold management system for easy management of mold inventory, and this combination can be further integrated with production orders and even reach the perfect world where production starts immediately after molds are installed by downloading production parameters from a cloud pool. The all-seeing Plant Dashboard provides every bit of production information, such as accumulated production capacity, OEE and yield, of all the CHUMPOWER machines in the factory with just a tap of your finger.

Complete Management System

With the BottleViewer, the person in charge of the company or factory is given an administrator account (admin). The administrator has access to production history, information, status and operation records of all CHUMPOWER machines as well as the maintenance service history, servicing fees and spare part inventory for all CHUMPOWER machines. The administrator is authorized to establish multiple engineer accounts (Engineer), each of which may be given certain access to help the administrator for in-house management activities.


				CPSB-L1G	CPSB-L1GM	CPSB-L2GM	CPSB-LS2G	CPSB-LL3	CPSB-L3M	CPSB-LL4	CPSB-L4M
成形組規格 Molding	合模力	Clamping force	kgf	64000	64000	128000	64000	64000	64000	72000	48000
	模具行程	Clamping stroke	mm	380	380	320	280	205	200	205	200
	拉桿行程	Stretching stroke	mm	500	500	500	480	350	350	350	350
	底模行程	Bottom stroke	mm	50	50	50	50	50	50	50	50
	瓶子間距	Cavity pitch	mm	-	-	320	280	228.6	228.6	240	152.4
	模穴數	Number of cavities	cavities	1	1	2	2	3	3	4	4
	加熱間距	Spindle chain pitch	mm	90	90	90	90	76	50	76	38
	胚頭數	Number of preform holders	pcs	68	52	52	68	84	108	192	132
瓶型規格 Container	瓶子最大容量	Max. capacity	ltr	12-20	12-20	12-20	4-12	6	5	6	3
	牙部內徑尺寸	Neck Int-diameter	mm	MAX, 72 牙口	MAX, 72 牙口	MAX, 72 牙口	MAX, 72 牙口	MAX, 55 牙口	MAX, 42 牙口	MAX, 55 牙口	MAX, 30/25 牙口
	最大瓶胚高度	Preform height	mm	450	250	250	350	50-150	50-150	50-150	50-150
	最大瓶身直徑	Max. diameter	mm	340	340	290	240	180	160	180	120
	最大瓶身高度	Max. height	mm	500	500	500	450	350	350	350	350
※ 理論產能 THEORETICAL OUTPUT			B.P.H	900 (12L)	250-900	500-1800	1800 (12L)	3600 (5L)	5400 (0.6L)	4800 (6L)	7200 (0.6L)
電力規格 Electrical System	加熱箱數量	Number of oven	Units	6	4	4	6	6	4	8	4
	燈管數量	Number of lamp	pcs	96	40	40	60	60	40	80	40
	額定電量	Total installed power	kw	110	100	100	75	175	117	224	117
	加熱功率	Heating power	kw	96	80	80	60	153	102	204	102
	電壓	Power supply		380	380	380	380	380	380	380	380
	耗電量	Power consuming	kwh	30.25 (20L/550g)	66 (20L/300g)	66 (20L/300g)	52.8 (12L/200g)	55.44 (5L/110g)	61.56 (2L/60g)	73.92 (5L/110g)	64.8 (2L/60g)
空壓規格 Air System	操作壓力	Operating pressure	kgf/cm ²	7	7	7	7	7	7	7	7
	※ 低壓耗氣量	Air consuming	L/min	1000	1000	1000	1000	1000	1000	1000	1000
	吹瓶壓力	Blowing pressure	kgf/cm ²	35	35	35	35	35	35	35	35
	高壓耗氣量	Air consuming	L/min	6800 (12L)	6800 (12L)	13600 (12L)	7200 (5L)	11970 (5L)	4100 (0.6L)	18760 (6L)	5460 (0.6L)
冷凍水規格 (模溫機規格) Chiller Water (Controller)	操作壓力	Operating pressure	kgf/cm ²	4-6	4-6	4-6	4-6	4-6	4-6	4-6	4-6
	溫度範圍	Temperature	℃	10-12	10-12	10-12	10-12	10-12	10-12	10-12	10-12
	消耗量	Consuming	kcal/hr	26040	14210	28410	12310	24620	26040	32825	25250
	流量	Flow rate	L/min	100	100	100	100	100	100	100	100
	功率	Power	kw	-	-	-	-	-	-	-	-
	控制點	Control		-	-	-	-	-	-	-	-
冷卻水規格 Cooling Water	操作壓力	Operating pressure	kgf/cm ²	4	4	4	4	2-4	2-4	2-4	2-4
	溫度範圍	Temperature	℃	25	25	25	25	25	25	25	25
	消耗量	Consuming	kcal/hr	78000	39000	52000	78000	78000	78000	104000	78000
	流量	Flow rate	L/min	260	130	260	260	260	260	347	260
機台規格 Machine	機台尺寸	Size (LxWxH)	mm	5000x4000 x3700	4500x4000 x3700	4500x4000 x3700	5000x4000 x3700	5800x2020 x3500	6500x2300 x3500	7000x2020 x3500	6500x2300 x3500
	機台重量	Weight	kg	15000	14000	16000	12000	9000	12000	12000	12000

1. 模具壁厚不得小於 7mm，若小於 7mm 必須使用不鏽鋼材質模具。
2. CPSB-LS600H 無冷凍水規格，為模溫機規格。
3. 上述規格中產能、耗電量、耗氣量數據，600CC 產能規劃為 1500BPH/ 穴，1500CC 產能規劃為 1200BPH/ 穴。
4. 低壓耗氣由吹瓶壓力調降而得，本機型不需配備低壓氣源。 ** () 內的數字表示當機台跳穴生產時，需配合瓶胚高度所做的加熱燈管數量修改，而產生的數據。



銓寶 L 系列結構簡單，卻擁有極高產能，可與充填機連線成為吹灌旋生產線，適合用在中 - 高產能生產線，性價比高。產品範圍廣，包括礦泉水、茶、果汁、食用油、醫藥瓶、調味料、碳酸飲料、化妝品等。

CHUMPOWER L-Series has simple structure with extremely high productivity and can be linked with filling machine to become a blowing-filling-capping production line. It is ideal for production line with medium-to-high capacity and highly cost-effective is guaranteed. Suitable for various market to produce different bottles, applicable for mineral water, tea, juice, edible oil, medicine bottles, seasoning, CSD, cosmetics...etc.



Chum Power

銓寶工業股份有限公司
CHUMPOWER MACHINERY CORP.

414 台中市烏日區中山路三段 688-1 號
No.688-1, Sec. 3, Zhongshan Rd., Wuri Dist, Taichung City 414, Taiwan
TEL: 886 4 23388289 | FAX: 886 4 23380219
Email: servers@chumpower.com
web: www.chumpower.com

